


INSTRUCTIONS:

- 1) OPEN TEMPLATE IN ADOBE ILLUSTRATOR OR YOUR PREFERRED GRAPHICS EDITOR.
- 2) PLACE YOUR LOGO AND/OR TEXT IN THE DESIGNATED AREA.
- 3) MAKE YOUR COLOR ADJUSTMENTS.
- 4) SUBMIT YOUR FINAL DESIGN TO OUR VIRTUALS TEAM FOR REVISION AND VIRTUAL MOCK-UPS.


IMPRINT AT 100%

BACK | CENTER | FRONT


**LIFE OF A
HEALTHCARE WORKER**




COFFEE



SAVE LIVES



SLEEP




REPEAT


GAP

STANDARD IMPRINT

DESIGNATE PMS # TO CORRESPONDING COLOR #
USE PMS COLORS ONLY AND OUTLINE ALL FONTS

 COLOR #1
PMS 305

 COLOR #2
PMS 301

 COLOR #3
PMS 4665

FONT(S) IN DESIGN*

**AGLET SANS
BOLD**

*ALL FONTS CAN BE FOUND AT ADOBE.COM
OR THROUGH ADOBE'S CREATIVE CLOUD.
FONTS COPYRIGHT © ADOBE.